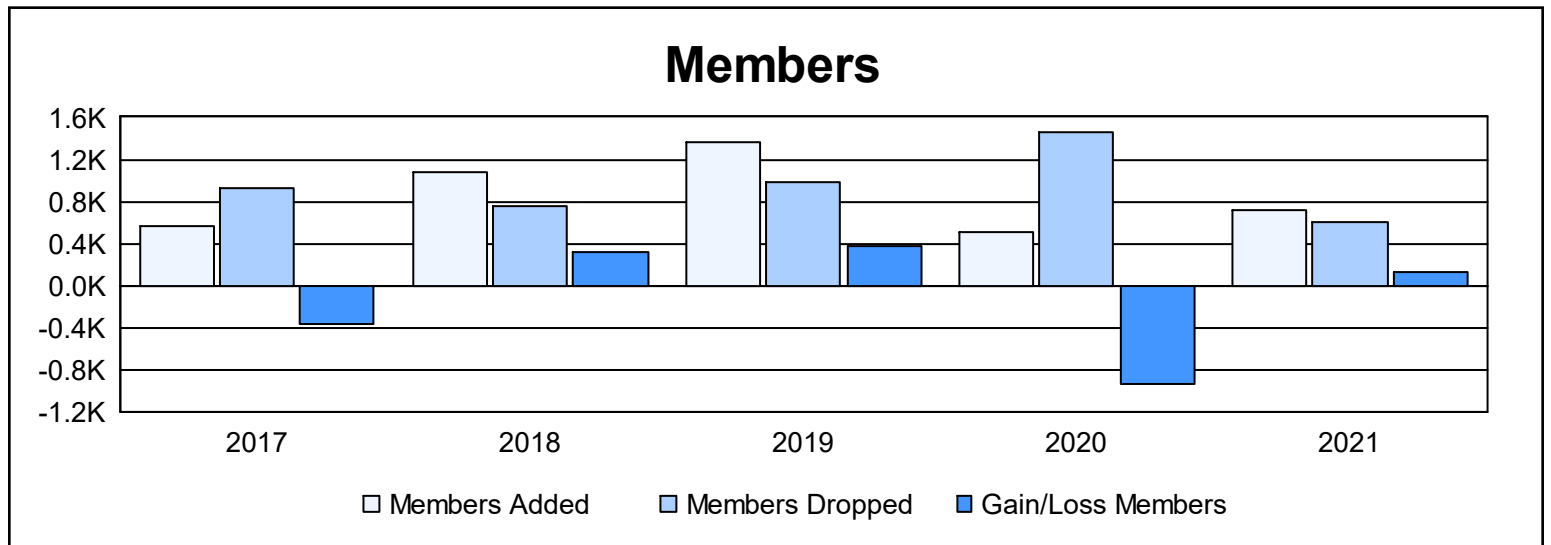
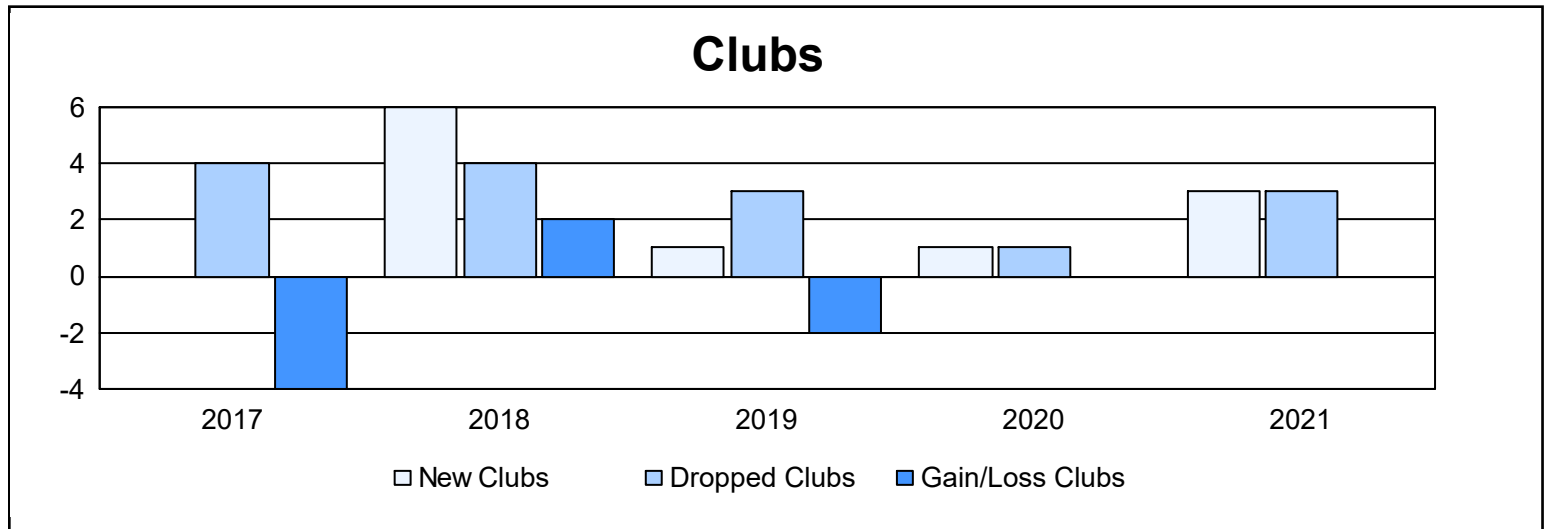
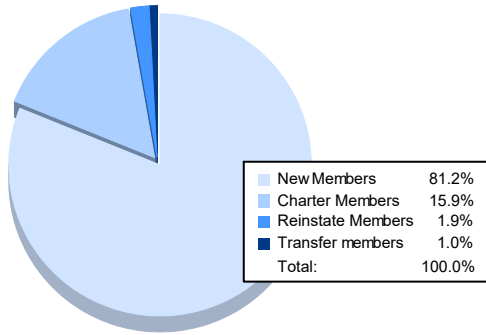


Year	New Clubs	Dropped Clubs	Gain/ Loss Clubs	New Members	Charter Members	Reinstate Members	Transfer Members	Total Member Added	Total Members Dropped	Gain/ Loss Members
2016-2017	0	4	-4	531	5	17	7	560	927	-367
2017-2018	6	4	2	805	242	25	8	1,080	761	319
2018-2019	1	3	-2	1,197	104	50	8	1,359	983	376
2019-2020	1	1	0	441	32	28	7	508	1,453	-945
2020-2021	3	3	0	587	115	14	7	723	600	123
<b>Average</b>	<b>2</b>	<b>3</b>	<b>-1</b>	<b>712</b>	<b>100</b>	<b>27</b>	<b>7</b>	<b>846</b>	<b>945</b>	<b>-99</b>



### Membership Composition June 2021 Cumulative



### Gender Composition June 2021 Cumulative

